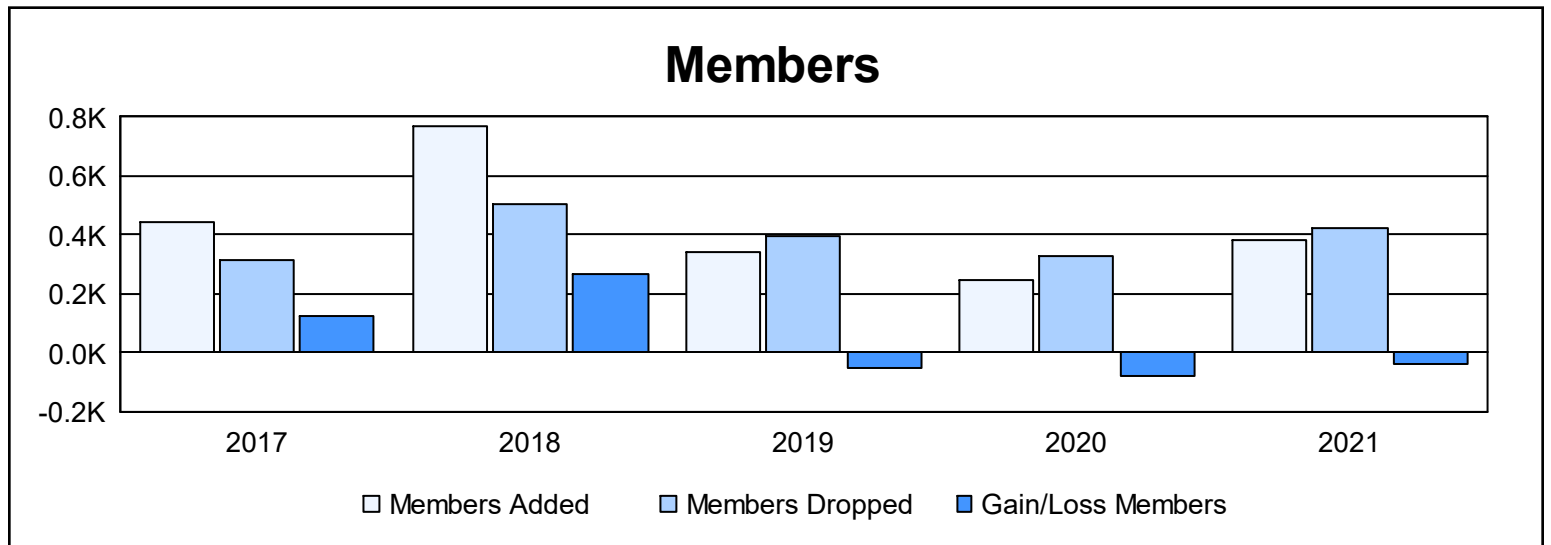
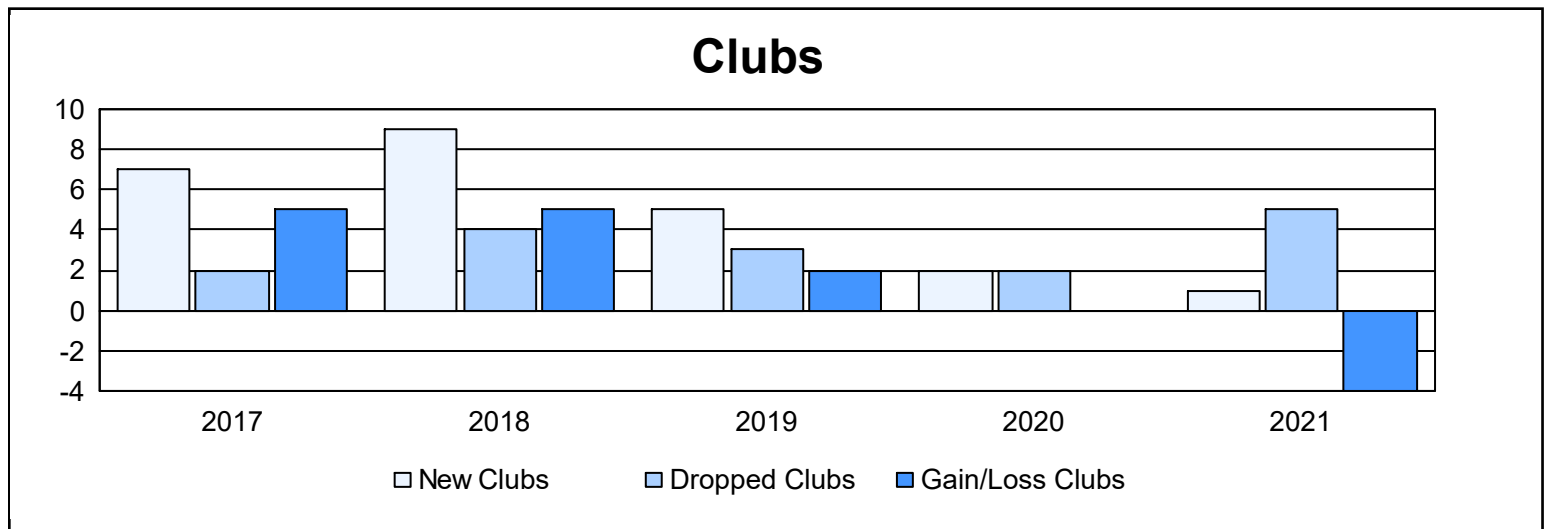
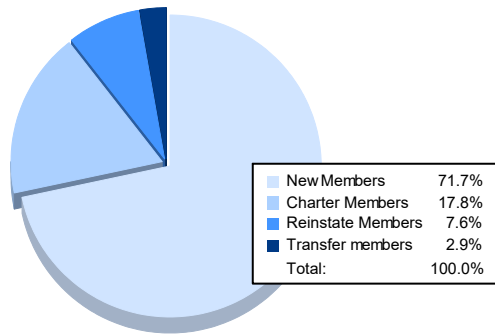


Year	New Clubs	Dropped Clubs	Gain/Loss Clubs	New Members	Charter Members	Reinstate Members	Transfer Members	Total Member Added	Total Members Dropped	Gain/Loss Members
2016-2017	7	2	5	259	164	5	14	442	317	125
2017-2018	9	4	5	451	265	48	5	769	502	267
2018-2019	5	3	2	191	133	10	10	344	399	-55
2019-2020	2	2	0	194	47	5	2	248	330	-82
2020-2021	1	5	-4	273	68	29	11	381	421	-40
<b>Average</b>	<b>5</b>	<b>3</b>	<b>2</b>	<b>274</b>	<b>135</b>	<b>19</b>	<b>8</b>	<b>437</b>	<b>394</b>	<b>43</b>



### Membership Composition June 2021 Cumulative



### Gender Composition June 2021 Cumulative

